


## Credit Card Payment Instructions

Please follow the steps below to complete your payment using a credit card:


### Step 1: Log In to the Member System and Open the Member Profile Page

- On the Member Profile page, click the Credit Card Payment icon, as shown in the image.





Step 2: Click the "Confirm and Payment" Button on the Member Credit Card Payment Page.

### Step 1 — Registration Summary

Conference	<b>IUMRS-ICEM 2026</b> 28 June - 1 July 2026   The Empress Premier Hotel, Chiang Mai, Thailand
Registration ID	[REDACTED]
Billing Name	[REDACTED]
Billing Address	[REDACTED]
Category	Regular
Fee Type	Regular: Early-Bird Registration
Payment Method	 Credit Card (via 2C2P)

**Total Amount** **14,525.00 THB**

 Please note that a 3.75% credit card processing fee will be charged to the payer.

 **Note:** Registration fee is **non-refundable**. Please review the details above before confirming payment.

[← Back](#) [Confirm and Payment \(14,525.00 THB\)](#)

### Step 3: Open the Payment Page

- You will be redirected to the bank's secure payment page, as shown in the image.

SCB-AMC2025 01 010000000004334281  
IUMRS-ICEM-2026-Reg-ERB-0018  
14,525.00 THB

English

GLOBAL CARD

CARD NUMBER 1

EXPIRY DATE 2

CVV/CV2 5

CARDHOLDER NAME 3

EMAIL ADDRESS 6

CUSTOMER NOTE 4

Aekapon Kumsan (Thailand)

CANCEL CONTINUE PAYMENT 7

### Step 4: Fill in Payment Details and Confirm

Please complete all required fields on the payment page:

1. **Card Number** - Enter your 16-digit credit card number (Item 1).
2. **Expiry Date** - Enter the card's expiration date (MM/YY) (Item 2).
3. **Cardholder Name** - Enter the name exactly as it appears on the card (Item 3).
4. **Customer Note** - Enter your first name, last name, and country registered in the IUMRS-ICEM2026 system (Item 4).
5. **CVV/CV2** - Enter the 3-digit security code found on the back of your card (Item 5).
6. **Email Address** - Provide your email address to receive the transaction receipt (Item 6).

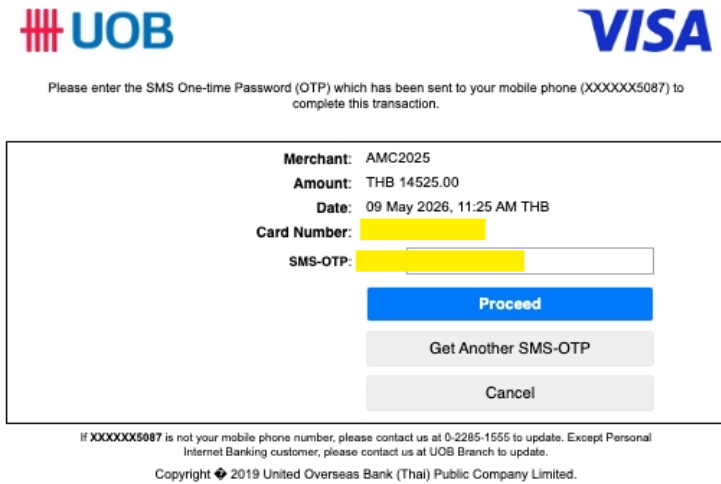
After completing the form:

- Click the “**Continue Payment**” button (item 7) to proceed to the authentication step.

### Step 5: Authenticate Payment

- Enter the SMS OTP (One-Time Password) sent by your bank to your registered mobile number, as shown in the image.
- Then, click “Proceed” to complete the transaction.

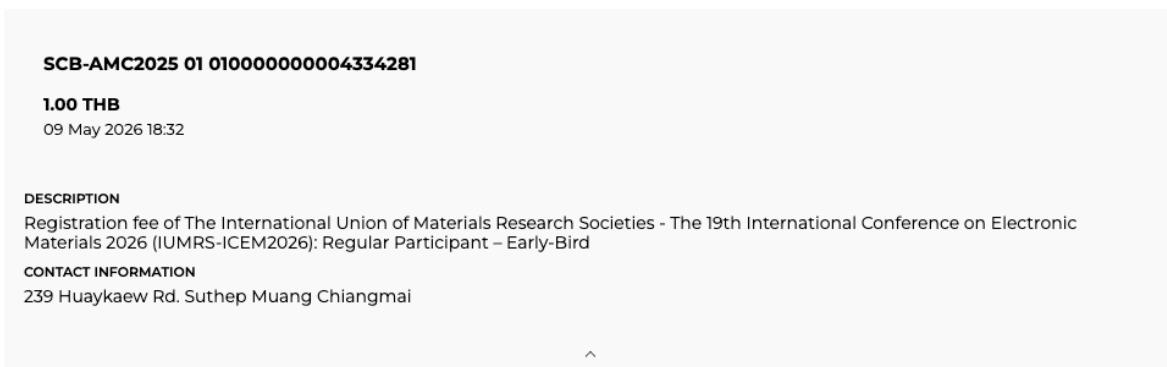
Note: This screen may look different depending on your card-issuing bank.



The screenshot shows the UOB VISA payment authentication interface. At the top, the UOB and VISA logos are displayed. Below them, a message reads: "Please enter the SMS One-time Password (OTP) which has been sent to your mobile phone (XXXXXX5087) to complete this transaction." The main form area contains the following details: Merchant: AMC2025, Amount: THB 14525.00, Date: 09 May 2026, 11:25 AM THB. The Card Number and SMS-OTP fields are partially obscured by yellow boxes. Below the form are three buttons: "Proceed" (blue), "Get Another SMS-OTP" (grey), and "Cancel" (grey). At the bottom, there is a small disclaimer: "If XXXXXX5087 is not your mobile phone number, please contact us at 0-2285-1555 to update. Except Personal Internet Banking customer, please contact us at UOB Branch to update." and a copyright notice: "Copyright © 2019 United Overseas Bank (Thailand) Public Company Limited."

### Step 6: Payment Confirmation

- Once the payment is successful, a Success screen will appear, as shown in the image.



The screenshot shows a successful payment confirmation screen. It displays the following information: Transaction ID: SCB-AMC2025 01 010000000004334281, Amount: 1.00 THB, and Date: 09 May 2026 18:32. Below this, there is a "DESCRIPTION" section: "Registration fee of The International Union of Materials Research Societies - The 19th International Conference on Electronic Materials 2026 (IUMRS-ICEM2026): Regular Participant – Early-Bird". A "CONTACT INFORMATION" section follows: "239 Huaykaew Rd. Suthep Muang Chiangmai". At the bottom of the screen, there is a small upward-pointing arrow.



**Transaction is successful.**

Save invoice number **IUMRS-ICEM-2026-Reg-ERB-0019** for future reference.

For any additional queries or help please contact the merchant directly.

- You will also receive a confirmation email from the bank with the transaction receipt, as shown in the image.



09-May-2026 06:32:53  
PM  
Transaction Receipt

Dear Aekapon. Kumsan,

**You made a payment of 1.00 THB to SCB-AMC2025 0101000000004334281**

Here are the details of your transaction

**Merchant**

SCB-AMC2025 [REDACTED]

**Transaction Details**

Invoice Number: IUMRS-ICEM-2026-Reg [REDACTED]

Transaction Reference: [REDACTED]



Transaction Date/Time : 09-May-2026 06:32:53 PM

Paid via: Visa [REDACTED]

Approval Code [REDACTED]

Message to Merchant : [REDACTED]

Description	Amount
Registration fee of The International Union of Materials Research Societies - The 19th International Conference on Electronic Materials 2026 (IUMRS-ICEM2026): Regular Participant – Early-Bird	[REDACTED] THB
<b>Total</b>	<b>[REDACTED] THB</b>

**For further information and assistance please contact:**

SCB-AMC2025 [REDACTED]

Tel : [REDACTED]

Email :

**Step 7: Upload the Transaction Receipt to Your IUMRS-ICEM2026 Registration Account**

- Save or capture the transaction receipt as an image.

- Upload the receipt image to your Member Profile in your IUMRS-ICEM 2026 registration account.

- Click the "Update Register" button (the blue button shown below on the page) to complete the payment process.

Payment Slip

Choose File No file chosen

upload your money transfer document (only pdf / jpg / png)